




Upright Canine Brigade  
...Ask me about my chair...

# Canine Megaesophagus Diagnosis Survey (Snapshot)

## 2015



A survey was launched on two Facebook support/awareness groups: Canine Megaesophagus & Upright Canine Brigade. We also had a few participants from the Yahoo Canine Megaesophagus support group. This survey was launched on December 4<sup>th</sup> 2014, and ran for 5 months.

A total of **885** respondents from **23** countries participated. The Facebook Canine Megaesophagus support group averages 30 to 40 new members monthly. Given that many people simply euthanize their dogs upon diagnosis, it's not difficult to imagine how MegaE is much more common than commonly thought. More and more pet owners are willing to try and manage these dogs, but **need the support and knowledge of their veterinarians** for optimum management.

Highlights of survey results are on following page. For full details, please visit the Facebook Canine Megaesophagus page, they are posted in the files.

<https://www.facebook.com/groups/4329632343/>





# Highlights of survey

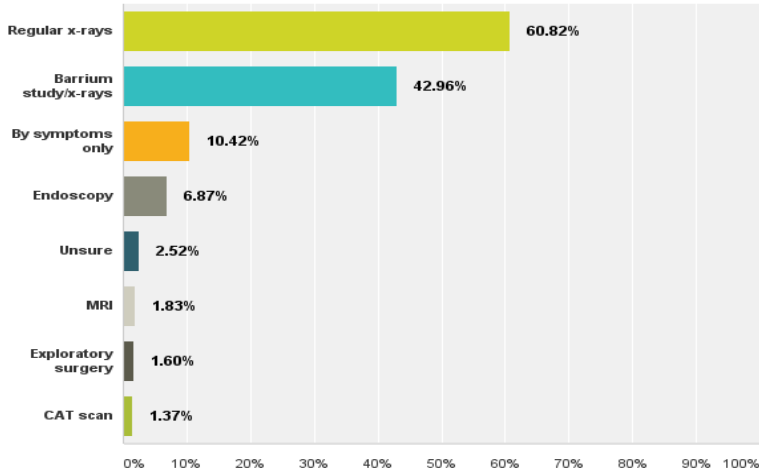
- 🚫 82% of respondents are from the USA
- 🚫 **Number of pure breeds affected: 96**
- 🚫 Top ten pure breeds affected, from most to least are:
  - 🚫 German Shepherd (122 dogs)
  - 🚫 Labrador Retriever (74 dogs)
  - 🚫 Great Dane (34 dogs)
  - 🚫 Dachshund (31 dogs)
  - 🚫 Golden Retriever (30 dogs)
  - 🚫 Boxer (27 dogs)
  - 🚫 Chihuahua (22 dogs)
  - 🚫 Rottweiler (15 dogs)
  - 🚫 Bulldog (14 dogs)
  - 🚫 French Bulldog (11 dogs)

🚫 In the hybrid category, the Goldendoodle (24 dogs) leads the pack, followed by the Labradoodle (7 dogs).



**Q7 By which method was your dog diagnosed with Megaesophagus? Check all that apply.**

Answered: 873 Skipped: 12



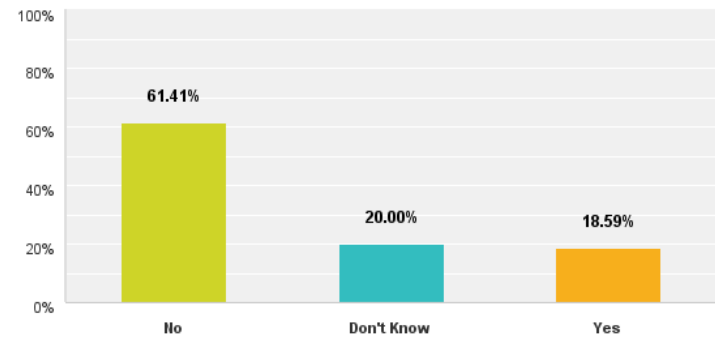
- 🚫 69% of dogs were diagnosed by a vet
- 🚫 12% of dogs were diagnosed by an internal medicine specialist
- 🚫 11% of dogs were diagnosed by an emergency vet hospital vet

**Q9: How old was your dog at diagnosis?**

Answer Choices	Responses	Count
Less than 6 months old	31.78%	280
Over 6 months old, but less than 1 years old	9.99%	88
Between 1 and 2 years old	9.31%	82
Between 2 and 3 years old	7.60%	67
Between 7 and 8 years old	4.88%	43
Between 5 and 6 years old	4.77%	42
Between 6 and 7 years old	4.43%	39
Between 3 and 4 years old	4.20%	37
Between 10 and 11 years old	4.20%	37
Between 9 and 10 years old	3.97%	35
Between 4 and 5 years old	3.86%	34
Between 11 and 12 years old	3.75%	33
Between 8 and 9 years old	3.52%	31
Past 12 years old	3.18%	28
Unsure	0.57%	5
<b>Total</b>		<b>881</b>

**Q23 Was your dog vaccinated within a month or less prior to onset of symptoms of Megaesophagus?**

Answered: 850 Skipped: 35



**"After" being diagnosed with Megaesophagus, has your dog ever been "diagnosed" for any of the following conditions (please check all that apply)?**

Answered: 200

Skipped: 685

<b>Myasthenia Gravis</b>	-	<b>41% (82 dogs)</b>
Esophagitis	-----	30% (60 dogs)
Hypothyroidism	-----	10% (20 dogs)
Bloat	-----	8% (16 dogs)
Laryngeal Paralysis	--	4% (9 dogs)
Stricture	-----	3% (7 dogs)



Managing Megaesophagus can be challenging and it takes a dedicated dog owner. It also requires a veterinarian that is willing to learn and work with the dog owner. Each case can be different. In some cases, it is possible for the ME to resolve or improve once the right course of treatment is implemented. As with all diseases, a favorable outcome depends on early detection and treatment. Educating your clients on the difference between regurgitation and vomit and seeking out a possible primary disease are very important. It does take a village. Thank you for reading! Read more at [caninemegaesophagusinfo.com](http://caninemegaesophagusinfo.com)

